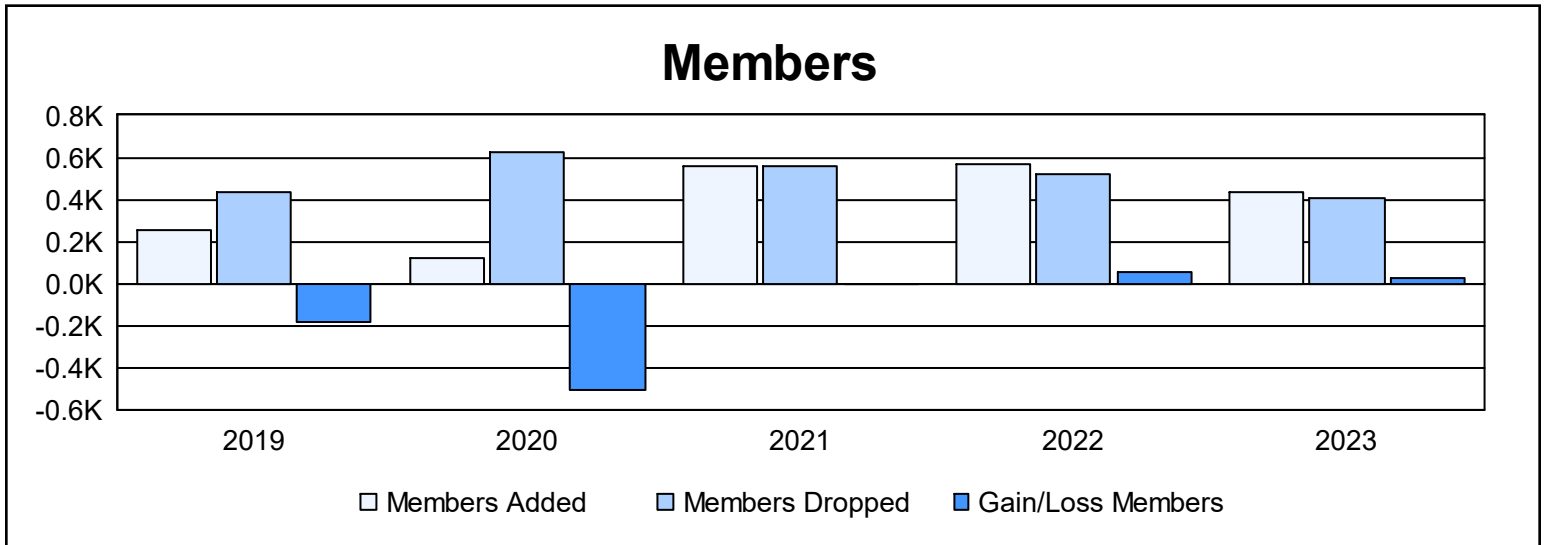
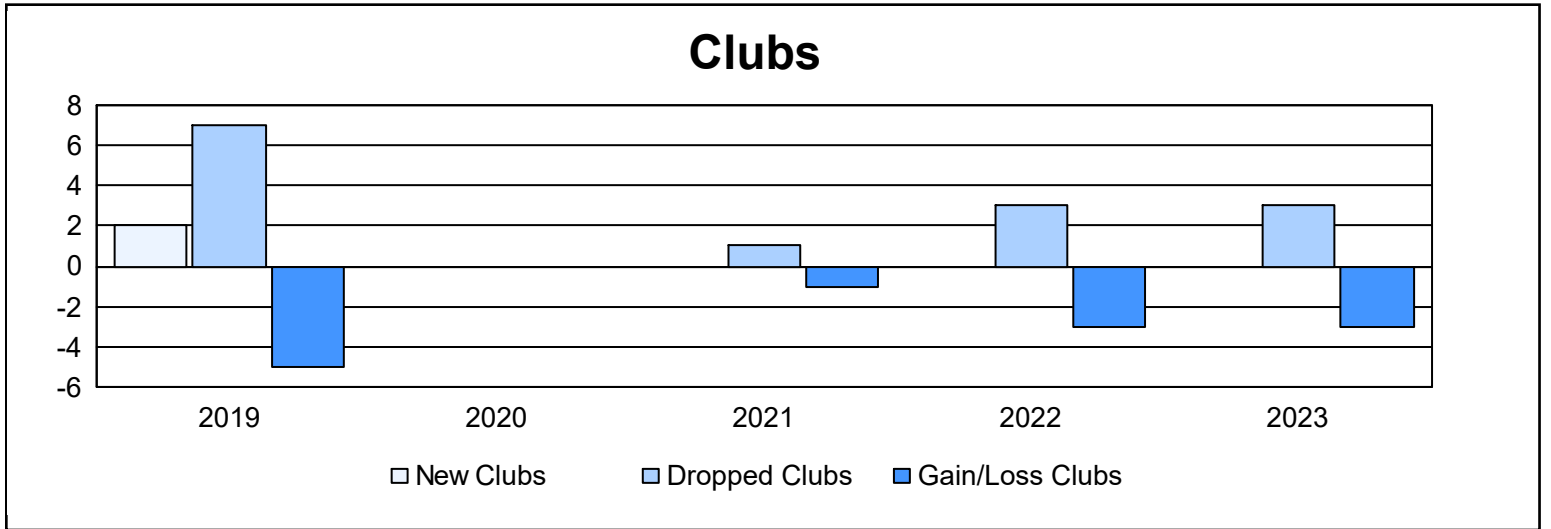
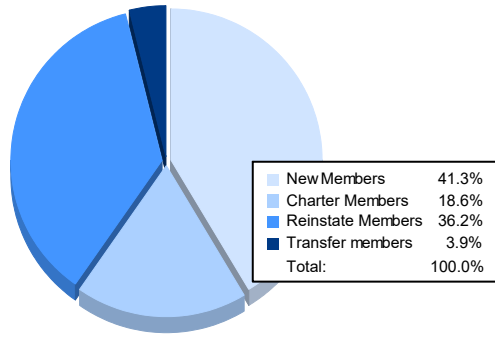


| Year           | New Clubs | Dropped Clubs | Gain/ Loss Clubs | New Members | Charter Members | Reinstate Members | Transfer Members | Total Member Added | Total Members Dropped | Gain/ Loss Members |
|----------------|-----------|---------------|------------------|-------------|-----------------|-------------------|------------------|--------------------|-----------------------|--------------------|
| 2018-2019      | 2         | 7             | -5               | 73          | 129             | 44                | 5                | 251                | 431                   | -180               |
| 2019-2020      | 0         | 0             | 0                | 31          | 46              | 25                | 14               | 116                | 620                   | -504               |
| 2020-2021      | 0         | 1             | -1               | 230         | 192             | 123               | 12               | 557                | 562                   | -5                 |
| 2021-2022      | 0         | 3             | -3               | 163         | 179             | 204               | 25               | 571                | 515                   | 56                 |
| 2022-2023      | 0         | 3             | -3               | 178         | 80              | 156               | 17               | 431                | 408                   | 23                 |
| <b>Average</b> | <b>0</b>  | <b>3</b>      | <b>-2</b>        | <b>135</b>  | <b>125</b>      | <b>110</b>        | <b>15</b>        | <b>385</b>         | <b>507</b>            | <b>-122</b>        |



### Membership Composition June 2023 Cumulative



### Gender Composition June 2023 Cumulative

